



DESCRIPTION: 0.25W 3KVDC Isolated Single Output DC/DC Converters

The TPR-W25 series are miniature, isolated 0.25W DC/DC converters in a SIP package. They offer the ideal solution in many space critical applications for board level power distribution. The internal SMD construction makes it possible to offer a product with high performance at low cost. The series offers smaller size, improved efficiency, lower output ripple noise and 3KVDC isolation.

FEATURES

RoHS compliant	3KVDC isolation	Efficiency up to 80%
Operating temperature: -40°C to 105°C	Power density up to 0.90W/cm ³	UL 94V-0 package material
Footprint from 1.17cm ²	Industry standard pinout	Input voltage: 3.3V,5V,12V,15V,24V
Output voltage: 3.3V,5V, 9V,12V, 15V,24V	Custom solutions available	CE certification

SELECTION GUIDE

Part Number	Nominal Input Voltage	Output Voltage	Output Current (Max./Min)	Efficiency
	V	V	mA	%
TPR0303S-W25	3.3	3.3	75.8/7.58	62
TPR0505S-W25	5	5	50/5	70
TPR0509S-W25	5	9	27.8/2.78	65
TPR0512S-W25	5	12	21/2.1	75
TPR0515S-W25	5	15	16/1.6	75
TPR0524S-W25	5	24	10.4/1.04	67
TPR1203S-W25	12	3.3	75.8/7.58	62
TPR1205S-W25	12	5	50/5	71
TPR1209S-W25	12	9	27.8/2.78	66
TPR1212S-W25	12	12	21/2.1	75
TPR1215S-W25	12	15	16/1.6	75
TPR1505S-W25	15	5	50/5	70
TPR2405S-W25	24	5	50/5	63
TPR2409S-W25	24	9	27.8/2.78	63
TPR2412S-W25	24	12	20.8/2.08	65
TPR2415S-W25	24	15	16.7/1.67	65
TPR2424S-W25	24	24	10.4/1.04	64

Add suffix "P" for continuous short circuit protection, for example TPR0505SP-W25.

INPUT CHARACTERISTICS

Parameter	Conditions	Min.	Typ.	Max.	Units
Voltage range	3.3V input	2.9	3.3	3.6	V
Voltage range	5V input	4.5	5.0	5.5	V
Voltage range	12V input	11	12	13.3	V
Voltage range	15V input	13.4	15	16.4	V
Voltage range	24V input	22	24	26.5	V

OUTPUT CHARACTERISTICS

Parameter	Conditions	Min.	Typ.	Max.	Units
Rated Power	TA=-40°C to 85°C			1	W
Voltage Set Point Accuracy	See tolerance envelope				
Line regulation	high vin to low vin		1.2		%/%
Load Regulation(10% load to rated load)	TPR0505S-W25/1205S-W25		13		%
Load Regulation(10% load to rated load)	TPR0512S-W25/1212S-W25		7		%

ABSOLUTE MAXIMUM RATINGS

Short-circuit protection	1 second
Lead temperature 1.5mm from case for 10 seconds	300°C
Internal power dissipation	540mW
Input voltage Vin, TPR03 variants	5.5V
Input voltage Vin, TPR05 variants	7V
Input voltage Vin, TPR12 variants	15V
Input voltage Vin, TPR15 variants	18V
Input voltage Vin, TPR24 variants	28V

All specifications typical at TA=25° C, nominal input voltage and rated output current unless otherwise specified.

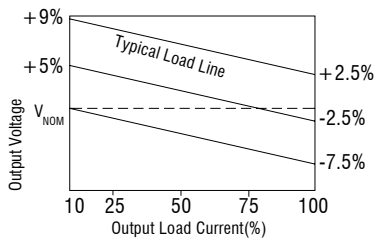
ISOLATION CHARACTERISTICS

Parameter	Conditions	Min.	Typ.	Max.	Units
Isolation voltage	Tested for 1 second	3000			VDC
Resistance	Viso=1000VDC	1			GΩ

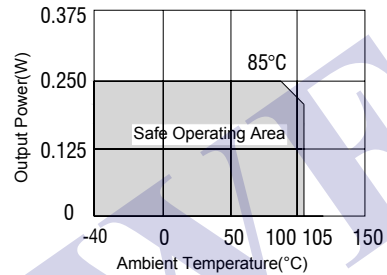
TEMPERATURE CHARACTERISTICS

Parameter	Conditions	Min.	Typ.	Max.	Units
Specification	Derating if the temperature $\geq 85^{\circ}\text{C}$	-40		105	$^{\circ}\text{C}$
Storage		-50		130	$^{\circ}\text{C}$
Case Temperature above ambient	5V output types		35		$^{\circ}\text{C}$
Case Temperature above ambient	All other output types		30		$^{\circ}\text{C}$
Cooling	Free air convection				

TOLERANCE ENVELOPES

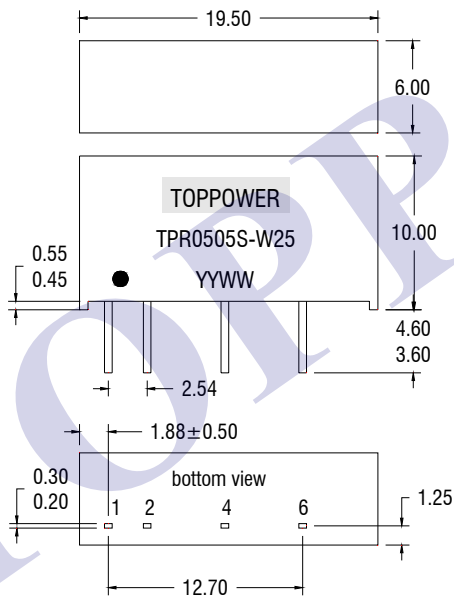


TEMPERATURE DERATING GRAPHS



MECHANICAL DIMENSIONS

SIP Package

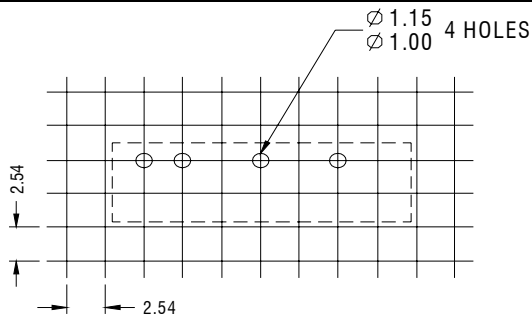


All dimensions in mm $\pm 0.25\text{mm}$. All pins on a 2.54mm pitch and within $\pm 0.25\text{mm}$ of true position.

PIN CONNECTIONS

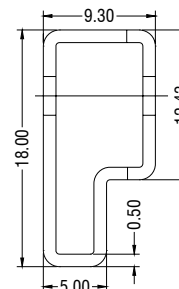
7 PIN SIP	
Pin	Function
1	+Vin
2	-Vin
4	-Vout
6	+Vout

RECOMMENDED FOOTPRINT DETAILS



All dimensions in mm $\pm 0.25\text{mm}$

TUBE OUTLINE DIMENSIONS



All dimensions in mm $\pm 0.25\text{mm}$

Tube Quantity : 25PCS